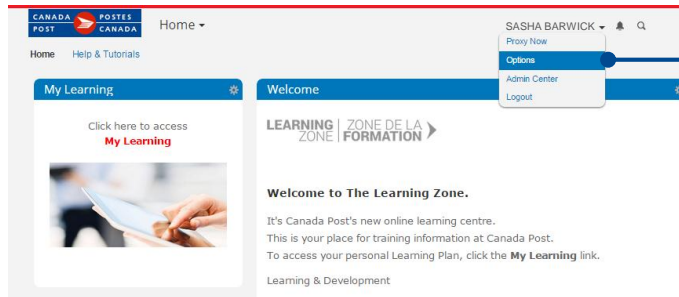
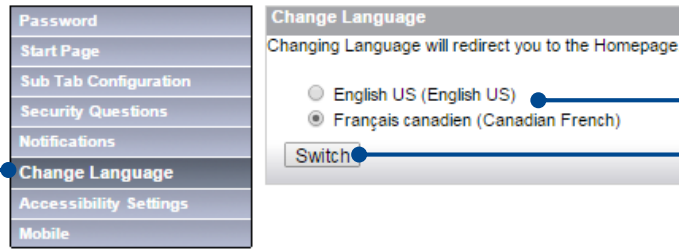


How to change your language



Click on the down arrow next to your name in the top menu and select **Options**

Options



Select your preferred language

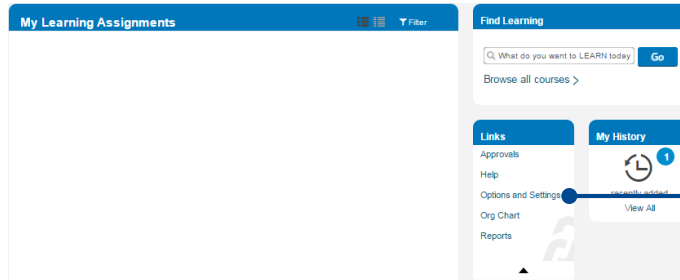
Click on Switch



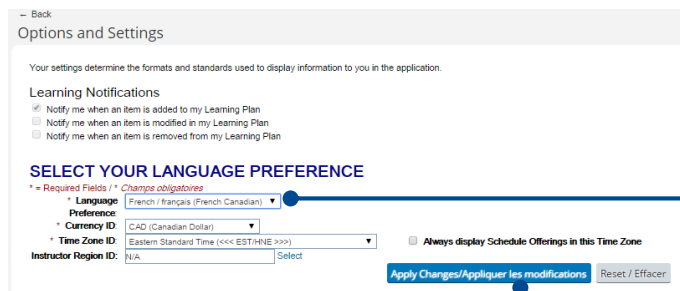
Click on **Ma Formation** (*My Learning in English*)

Select **Change Language**

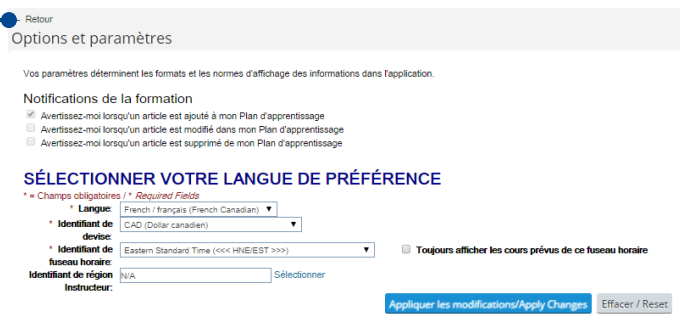
How to change your language



From the **Links** menu in the **My Learning** Page, click **Options and Settings**



Select your preferred **Language** from the drop down menu



Click on **Apply Changes**

Click on **Retour** to go back to the **Ma Formation** Page



To make this change permanent, you must modify your Personal Data in SAP ESS. Login to SAP, go to Employee Self Serve and select Personal Data. Select your preferred language and save. **WARNING!** This will modify all future corporate communications and HR documentation sent to you. The change takes up to 1 week to take effect and will not affect your bilingual bonus (if applicable).